

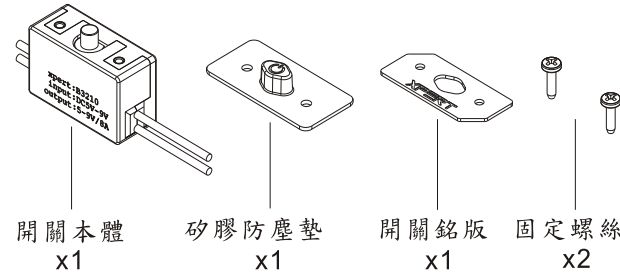


B3210

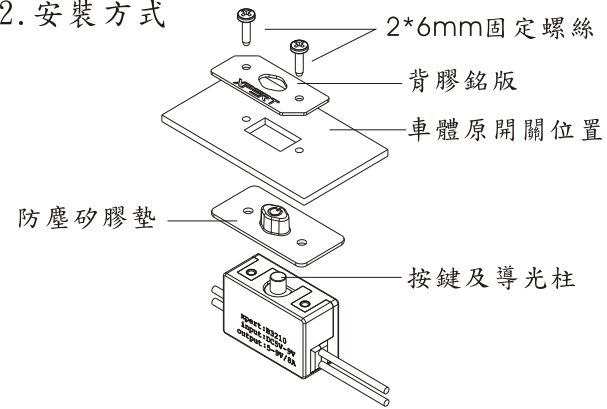
二代電子開關使用說明

本裝置用於取代傳統遙控模型上的電源開關可輕易安裝在原開關的孔位上,改善傳統滑動式開關易受震動及粉塵油污的影響造成接觸不良,本裝置無接點導通的方式大大的降低接觸阻抗進而提高系統可靠度

1. 產品包裝內容



2. 安裝方式



3. 使用方法

開:輕壓按鍵約0.5秒放開,綠燈亮(恆亮=鋰電)閃爍(鎳氫)
關:持續輕壓按鍵約4秒綠燈滅即可關閉

4. 模式切換(出廠預設為鋰電模式)

關機狀態下長按按鍵不放直到綠燈呈快速閃爍後放開,短壓一下按鍵就會改變一次模式綠燈快閃變成紅燈快閃,改變後長按按鍵直到燈熄才算完成要再更改模式則再依前述步驟操作一次

5. 燈號說明

鋰電綠燈恆亮:紅燈閃爍時=6.7V 紅燈恆亮時=6.3V
鋰電綠燈慢閃:紅燈閃爍時=5.2V 紅燈恆亮時=4.8V

5. 注意事項:

1. 待機(關閉)情況下仍會消耗微小電流不使用時請移除電池,以避免長時間待機造成電池過度放電
2. 本裝置不具備防水等級,僅有表面防潑水能力使用時需自行注意安裝位置及電子倉的防水
3. 電源正負極性反接時會對本裝置造成永久性損壞,其程度幾乎是不值得維修的等級,使用時要特別留意

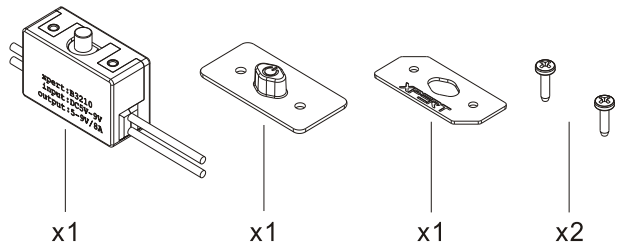
新匠實業股份有限公司
台中市大雅區神林路一段423巷17號
TEL:+88 425606216 FAX:+886425606217
<http://novatech-tw.com> <http://xpert-rc.com>



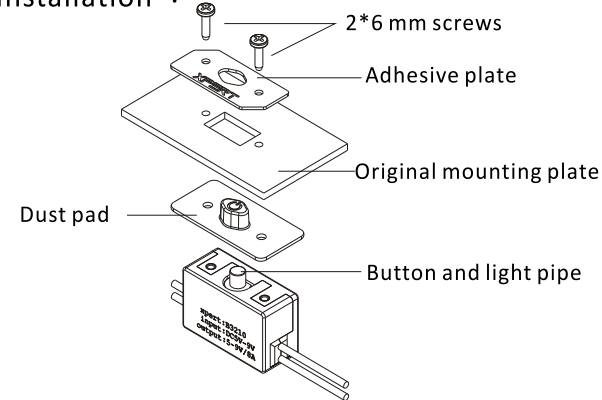
B3210 Contactless Switch II instruction

The device is to replace the traditional power switch, it can be easily installed in the original switch location, and improving the sliding switch durability problems to be more reliable from the vibration, dust and oil environment. The device made by no contactless component reduce the resistance and improve system reliability.

1. The package includes , switch, silicon dust pad, adhesive plate and screws



2. Installation :



3. Setting

Power On: Press button for 0.5 second The LED indicates:

- Solid green → Li-Po
- Flashing green → Ni-Mh

Power Off: Press button for 4 second The LED indicates Off.

4. Change Mode (Factory Default Li-Po):

When it's off, long press the button until flashing green color. Press button again to change mode (flashing red color) Long press again to save the change.

5. Remaining battery capacity

- 5.1 Li-Po mode: Red light blinking = 6.7V
Red light constant = 6.3V
- 5.2 Ni-Mh mode: Red light blinking = 5.2V
Red light constant = 4.8V

6. Cautions:

- 6.1 The switch has very low power consumption. However please must disconnect battery in storage to avoid over-discharge and damage to battery.
- 6.2 The switch is not water proof. The switch is splash proof only. Please ensure to install it carefully to avoid water damage.
- 6.3 Reversed Polarity will damage the switch permanently. It will not be covered by factory warranty.

Novatech Enterprise Co., Ltd.

No.17, Ln.423, Sec. 1, Shenlin Rd.,
Daya Dis, Taichung City, 42856 Taiwan.
TEL:+886425606216 FAX:+886425606217
<http://novatech-tw.com> <http://xpert-rc.com>